

## The Department of Art and Art History Self-Guided Tour



Welcome to the Department of Art and Art History at The University of Texas at Austin! This self-guided tour allows visitors to explore the ART Building without scheduling an official appointment. If you have any questions after the tour, please contact our Undergraduate Admissions Coordinator at [artugadmissions@utexas.austin.edu](mailto:artugadmissions@utexas.austin.edu). We also have a [virtual video tour](#) available online, which we recommend viewing before or after your self-guided tour for more information on each space.

At the end of this guide are resources for parking, ADA accessibility around campus, and maps of the ART building (useful for navigating this tour).


### **Let's get started!**

The Department of Art and Art History is comprised of three academic programs (Studio Art, Art History, and Art Education). The majority of the department's studios, labs, classrooms, and offices are located in the ART Building.

The ART Building is made up of four floors. This self-guided tour will take you around the first two, which is where most of our exhibition and lab spaces are.

**Please do not enter any studio, lab, or classroom if it is locked or if class is in session.**

## 1: Entering the Building



The ART Building has two entrances on the east and west sides of the building, either of which you can use. For the purpose of this self-guided tour, we will be entering through the west side of the building, located on the corner of East 23<sup>rd</sup> and San Jacinto Boulevard.

## 2: The Visual Arts Center



Upon entering the ART Building, you'll be greeted by the Visual Arts Center, or VAC for short. The VAC is a 13,000 square-foot gallery space that provides an area for artists, curators, and educators to experiment, test ideas, and exhibit work. Throughout the year, the VAC organizes exhibitions and public programs, and is site to our undergraduate and graduate thesis shows.

The VAC is free and open to the public, so make sure to stop by! To view hours and current exhibitions, please visit <https://utvac.org/>.



### 3: ART Building Atrium



The ART Building atrium is located in between the west entrance and VAC. You'll see a staircase on one side, and opposite it our Landmarks Video installation. On either side of the Landmarks Video screen, you'll see two doors leading into our 200-person lecture hall, where many art history courses take place.

[Landmarks Video](#) presents a monthly rotation of video art by influential artists. Feel free to take a seat on the staircase and stay awhile!


#### 4: The Courtyard



Situated in the middle of the first floor, the courtyard is a communal space used for anything from outdoor workshops to extra gathering space during VAC openings. It's not unusual to find sculptures installed around the grounds!



## 5: The Mesoamerica Center (1.412)



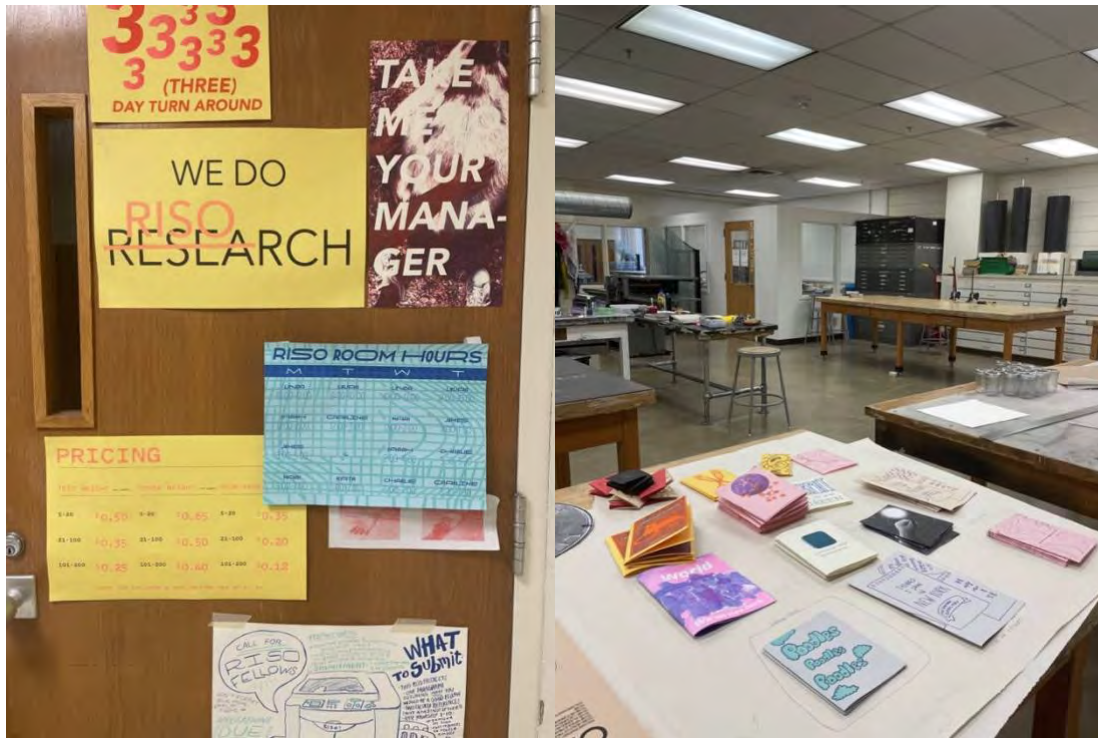
Following along the hallways around the courtyard, you'll run into [The Mesoamerica Center](#). One of several research centers for Art History, The Mesoamerica Center aims to facilitate an understanding about the ancient indigenous cultures and peoples of what is now Mexico, Guatemala, Belize, Honduras, and El Salvador, focusing on the arts, language, and archeology of Mesoamerican civilization. They also oversee [Casa Herrera](#), a research and teaching facility in Antigua, Guatemala where our students study abroad.

## 6: Getting to the Second Floor



Backtracking from The Mesoamerica Center, go past the bathrooms and then on your right keep an eye out for a lime green elevator. This elevator will take you to the second floor.

## 7: Riso Room (2.210A) & Intaglio Print Lab (2.210)



Welcome to the second floor! Taking a left out of the elevator, you'll encounter our Riso Room and Intaglio Print Lab. These spaces are two of four printmaking labs we have (you'll see the others later). The Riso Room is run by undergraduate art fellows and offers printing services for the UT community!



## 8: Photography Lab (2.204)



Continuing to the opposite end of the hallway, you'll find our Photography Lab. The Photography Lab has resources for both digital imaging and black-and-white film processing and printing. The lab includes a darkroom along with a smart classroom made up of Mac work stations, as well as high-resolution scanners and large-format printers. Equipment is available for checkout, including digital and film cameras, lighting gear, and other accessories.

## 9: Halls & Walls Gallery



Heading back towards the elevator, on your left will be a hallway. This will be our next stop! Along this hallway is the [Halls & Walls Gallery](#), a student exhibition space. Throughout the year, students utilize this space to propose shows and curate work. During the pandemic, they even hosted virtual gallery openings.

## 10: Lithography Print Lab (2.308) & Serigraphy Print Lab (2.316)



On the left and right of the hallway you'll find our other two print labs for Serigraphy and Lithography. The print labs house various presses, materials for preparing plates, stones, and screens, as well as printing tables, drying racks, and storage facilities.



## 11: The Woodshop (2.314)




Across from the Serigraphy Print Lab, you'll find the Woodshop. The Woodshop is a well-equipped space with machines, manual and power hand tools, and miscellaneous equipment for working with wood and other materials. The shop's inventory includes a jointer and planer, table saws, bandsaws, routers, a mortising machine, a wood lathe, drill presses, a variety of hand tools, and more. During their freshmen year, students learn how to use these tools to complete projects!

## 12: The Ashman Locker Gallery



From the woodshop, you'll find a long hallway stretching out on either side with lots of lockers. Amidst these lockers, look for a small plaque with two clear doors on either side. Congratulations! You've found our smallest gallery on campus, [The Ashman Locker Gallery](#). The Ashman Locker Gallery was created in 2019 and named for Bernadette Ashman, a dedicated staffer in the Department of Art and Art History for 35 years.

### 13: Digital Fabrication Lab (2.402)



From The Ashman Locker Gallery, head left towards the end of the hallway to our Digital Fabrication Lab. Home to the latest in creative technologies, the [Digital Fabrication Lab](#) (aka the Fab Lab) offers resources for digital visualization and fabrication, including 3D scanners and modeling applications, 3D printers, laser cutters/engravers, CNC milling machines and a vinyl cutter.



#### 14: Sculpture Lab (2.428)



From this point, turn around and go towards the other end of the hallway. Along this hallway are several studios for large-scale work and on the right, you'll also see another view into our Woodshop. At the end of the hallway on the left is our final stop, the Sculpture Lab (2.428). The Sculpture Lab provides shop space and equipment for fabrication in wood, metal, and ceramics, including saws, sanders, welders, plasma cutters, kilns, pottery wheels, and more. The lab also houses mold-making facilities and a large outdoor foundry where bronze pours occasionally happen.

#### 15: Exiting Building

This concludes our tour!

Once you've seen the Sculpture Lab, you'll be positioned next to two double doors leading outside. You can exit out these doors towards Trinity Street, or head back to the opposite side of the hallway to exit towards San Jacinto Boulevard.

Thank you for visiting the Department of Art and Art History! If you have any follow-up questions after this tour, please contact our Undergraduate Admissions Coordinator at [ArtUGadmissions@austin.utexas.edu](mailto:ArtUGadmissions@austin.utexas.edu).

## **Additional Resources**

### **Maps & Parking**

- To find maps of the ART Building as well as information on parking and ADA accessibility on campus, please visit [our website](#).
- [Art & Art History Building Maps](#)

### **Admissions**

The College of Fine Arts Admissions Office is located in the Doty Fine Arts Building, directly across from the ART Building. The office for the undergraduate admissions coordinator for the Department of Art and Art History is also located within the Doty Fine Arts Building.

- [Directions to the Doty Fine Arts Building](#)
- [Undergraduate Admissions for the College of Fine Arts](#)

### **Additional Areas to Visit**

The University of Texas at Austin has a plethora of resources and points of interest which you may want to consider incorporating into your visit. Here are some we suggest!

- [UT Campus Walking Tours](#)
- [College of Fine Arts Virtual Info Sessions](#)
- [The Blanton Museum of Art](#)
- [The Harry Ransom Center](#)
- [Landmarks Self-Guided Tours](#)
- [Art Galleries at Black Studies](#)
- [The Courtyard Gallery](#)
- [The Fine Arts Library](#)